

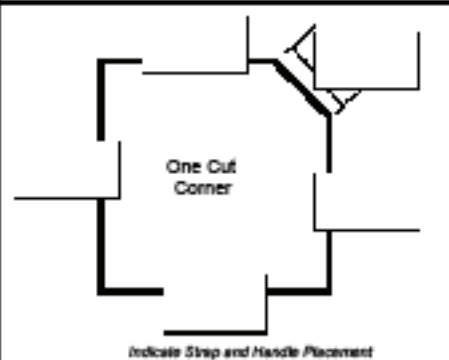
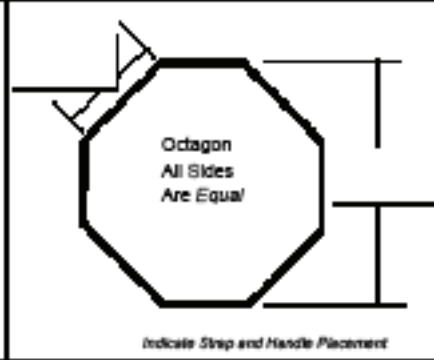
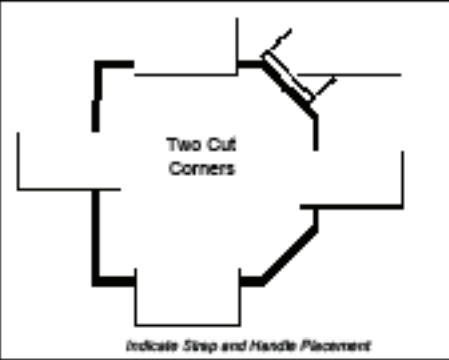
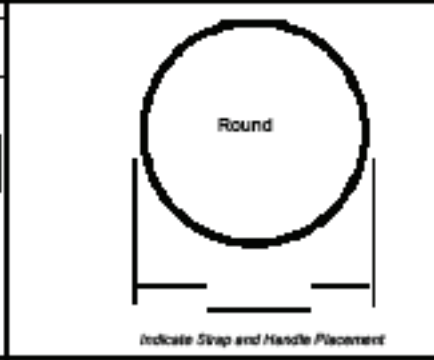
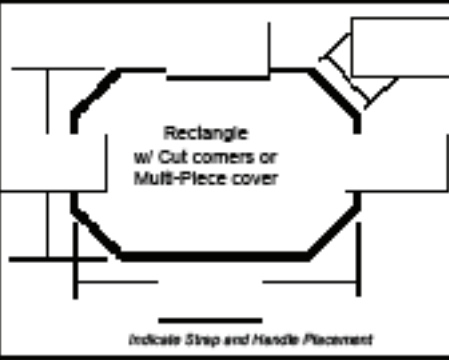
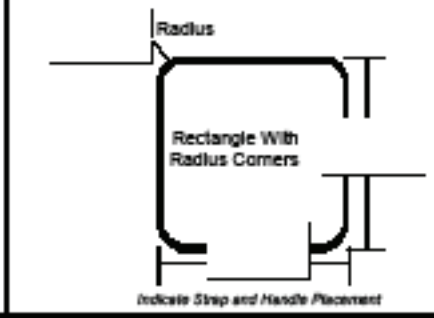
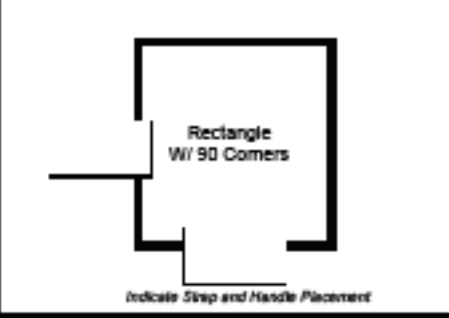
Custom Spa Cover Order Form

For more info call: (732) 424-0030
 FAX completed form to: (732) 424-0047

Distributor Name: _____ Job Name: _____
 Dealer Name: _____ PO#: _____
 Address: _____ Ship with Other Orders? OR PO#
 City: _____ St: _____ Zip: _____ Shipping Instructions: Pick Up? Drop Ship?
 Contact: _____ Ship To: _____
 Phone: _____
 Fax: _____

ORDER QUOTE ORDER W/ Emergency RUSH Service (Extra Charge)

Please Indicate Hinge Direction or we will split longest length



Provide drawing for additional shapes or provide special instructions here.

Grade of Spa Cover:
 Economy Standard New!
 Deluxe Ultra Thermo-Light**

Spa Manufacturer:
 Brand: _____
 Model: _____
 Year: _____

For Inground Spas:
 Overlap requested on each side: _____
(Not included in dimensions provided)
 Heavy Duty Bottom Needed (Extra Charge)
 Concrete Deck Hold Down Kit

Cover Design:
 2 Piece 3 Piece Multiple Piece

Foam Material:
 3" - 2" Taper
 4" - 2" Taper (Std./Dlx. Only)* *Additional Cost
 4" - 3" Taper (Ultra Only)* *Additional Cost

Skirt Length:
 3" (standard) Other* _____
*Additional Cost Over 3" Skirt

Bottom Material:
 Standard Gray Heavy Duty Bottom*
*Additional Cost

Color:

Almond <input type="checkbox"/>	Charcoal <input type="checkbox"/>	Navy <input type="checkbox"/>
Ash <input type="checkbox"/>	Hunter/Forest <input type="checkbox"/>	Russet (Brown) <input type="checkbox"/>
Black <input type="checkbox"/>	Light Blue <input type="checkbox"/>	Rust <input type="checkbox"/>
Burgundy <input type="checkbox"/>	Light Gray <input type="checkbox"/>	Teal <input type="checkbox"/>

Green or Blue Solid Safety Cover Material (2% Upcharge)
GREEN BLUE
 Kaleidoscapes! Solid Safety Cover Material (10% Upcharge)
COLOR: _____

Double Vapor Wrap:
 Second Vapor Wrap Installed (Additional Cost)

Please indicate hinge direction. If direction is not indicated, we will split longest length given.
 Please indicate strap and handle locations.
 ** Thermo-Light Dimensions should be waters edge not coping, cabinet or acrylic dimensions.
 Please modify any of these drawings if necessary to show other cover shapes. Use a separate sheet of paper if necessary. Provide a template for Freeform Covers.